

A WEEK IN REVIEW

2008



Nakayoshi Office Phone # 650-279-3617 Active: Mon, June 16th -Friday, June 27th Office Hours: 8 am to 5:30 pm

A Message from the President

Dear Nakayoshi Gakko Community,

It's hard to believe that a week has gone by already! Judging by the impromptu poll I took in the hallways today, the kids are happy, sweaty, and have loved eating what they are cooking, constructing origami houses, and having plaster slathered on their faces to make masks, just to name a few. Thank you to all of the Board members who have kept things moving smoothly from the office, to all of the teachers and senpai for keeping our children engaged and eager to learn new things, to Principal Endo for making the day flow seamlessly, and to the Head Senpai and Jr. Senpai for providing assistance to the specialty teachers, prepping craft projects, and helping to keep the school clean.

Looking ahead -- we will be having a high turnover on the Nakayoshi Gakko Board this year as Board members complete their two year tenures and roll off. This year, we operated with a handicap as no one assumed the role of Vice-President. Although the Board pulled together and was able to accomplish a great deal without this critical role filled, it required many Board members to take on far more than their fair share of tasks. Furthermore, it puts us at a tremendous disadvantage as we near the end of the 2008 session and head into 2009; since the Vice-President traditionally rolls into the President position, currently, we have no President or Vice-President for the 2009 Session. You may wonder why we are even talking about the 2009 Session at this point (since we still have a week left of this year's!) -- but what many of you may not know is that planning for the new session will begin in September. Please consider what the continuation of this program means to you and your family, and then please consider making the commitment to insuring another year of Nakayoshi Gakko by serving as a Board member.

Nakayoshi Gakko is a parent co-op that achieves so much in two weeks because of the tireless efforts of all of the parents who believe in it. So I save my biggest thanks for last, and that goes to you -- the parents of Nakayoshi Gakko -- who contribute your energy, time, and vision to making this program more than just a summer camp, but an experience and a community that your children will carry with them long after their radio-taiso, popsicle-eating days are over.

Sincerely,
Lisa Carlson
President, Nakayoshi Gakko 2008

A Message from the Principal

Dear Parents,

What a great first week at Nakayoshi Gakko! I have enjoyed seeing old friendships renewed and new ones made among the students and staff. In the morning, all grades gather for Taiso exercises. Then, the Ryu and Tsuru classes are off to learn Aikido and Taiko, followed by lessons in their classrooms. All other classes are busy learning about Japanese and Japanese-American culture and working on a wide variety of projects, from growing rice (the Panda class) to making a bento box for the rice (the Tora class). During the afternoon, the students rotate through a variety of specialty classes, including sumi-e (where students have painted some wonderful pictures of nature), cooking (sushi, gyoza and other yummy dishes) and origami. A special daily demonstration ends a very busy day!

Many thanks to all the volunteers who have helped with the preparation of a myriad of projects to get the classes up and running. Also a big thanks to the classroom volunteers who have helped with driving, in-class projects and more. You all help to make Nakayoshi Gakko a great experience for the children!

Sincerely,
Marian Endo
Principal, Nakayoshi Gakko 2008



Panda Class – Fujikawa and Jung Senseis

It has been a great week in the Panda Class! All the students are enjoying their first time at Nakayoshi Gakko. They are having fun making new friends and learning about the Japanese culture and language.

We start each morning doing taiso. The whole school gathers in the gym to do our morning exercise. The Panda Class has done a great job learning taiso! We even won the gold star this week! When we are done with taiso, it is time for language class with Tahara Sensei. The students have learned many phrases and vocabulary words in Japanese. We are doing our best to practice our Japanese when we can.

As our morning continues, we do a variety of projects around our theme. This week the Panda Class focused on “All About Me”, kokeshi dolls and rice. The students have been able to make a doll of themselves, paint a self-portrait and even do a life-size body tracing. We made a couple kokeshi dolls. The students learned that kokeshi dolls do not have any arms or legs. We have also been learning about rice. The students planted rice seeds and learned how rice grows. We figured out that rice could be used for many things, such as eating, making instruments and even art.

In the afternoon, the students get to enjoy all the specialty classes and demonstrations. It is a fun filled day! Thank you to all the parents who help each day!

Next week the Panda Class will be talking about family and the Cherry Blossom Festival. Jung Sensei will be teaching the Panda Class next week.

See you at Open House!



Saru Class – Lau Sensei

The Saru Class is off to a wonderful start! Our Sempai, Heather, and the many junior sempais and parent volunteers have been a great help in preparing projects and assisting students on different activities. We are working together to learn more about the Japanese culture and sharing our background knowledge on various topics to make learning more meaningful. Overall the students in the Saru Class are eager learners and are having a great time working with each other.

The students and I have discussed Japan's geography and made a map of Japan. The students learned about the climate, names of the four main islands, and oceans that surround Japan. They are also aware of the importance of the snow monkeys to the Japanese culture. They enjoyed hearing about how snow monkeys are capable of learning through imitation and seeing a photograph of snow monkeys in a hot spring. The students are also working hard with Sensei Tahara on learning the Japanese language.

The highlights of this week were making the Daruma Dolls and watching Sensei Moschel Kadokura demonstrate how to put on a yukata. Lauren Furukawa and Mitchell Kita were chosen to wear the yukatas. The students learned about the importance of Daruma and created goals for themselves of what they would like to achieve this year. Some students wanted to become better at sports, while others wanted to improve their reading skills. When creating their Daruma Dolls, the students worked hard to apply rigid wrap to the styrofoam base, and then carefully painted their Darumas red. We will continue painting the Daruma Dolls and leave one eye blank for when we have reached our goals.


There will be many more exciting and interesting activities for the rest of the Nakayoshi Gakko summer session. We are looking forward to making more beautiful Japanese projects such as Koi Nobori, Koi Pictures, Fukinagashi, writing a haiku, and Den Den Drums.



Kuma Class – Endo Sensei

This has been an exciting week for the Kuma class! We began our friendship school with energy and enthusiasm, winning the star wand for having the most spirit during Taiso on Tuesday morning. Throughout the week, we have studied well-known stories, including Momotaro, the peach boy, and Issunboshi, the one-inch boy. We also discovered the story behind Tanabata, the star festival, and how it relates to present day celebrations. We discussed what might be found in a traditional Japanese house, and to celebrate the much-beloved pastime of kite-flying as well as our class's name, we decorated our own kites with images of bears. We are looking forward to continuing to delve into Tanabata and Japanese homes in addition to exploring the uses of bamboo in daily life.

Thank you to all the parent volunteers and sempai who helped the Kuma class; we look forward to the coming week!



Zou Class – Ikenaga Clymer Sensei

The Zou class has been busy this week making and filling their own steamer trunk.

They made a list of the items near and dear to them, the iPod, Xbox 360, computer, and RockBand. But in 1931 when our “ancestors” immigrated to the United States, these items did not exist! They wrote letters to their loved ones they left behind. They were on a boat, but the students soon learned it was no

cruise!

Students chose which Kabuki mask they will make. Five brave students (Kazu, Kimiko, Misa, Bryce and Thoole) decided to get facials, stick straws in their nose, and make the mask on their faces! You should have seen all the pictures being taken during this activity! That was Tuesday and we are no where close to finishing. We now have plaster everywhere!

The students keep starting many projects, but we have yet to finish one of them! We have started the immigrant trunk, kabuki mask, washi box, lacquer plate, Gyotako print, namae picture, and zou picture.

Next week we plan to finish these projects and do a few more. We are looking forward to a field trip to Tomi Sushi in Mountain View for a class in sushi making. This is the first time the Zou class has ever taken a field trip.

We are also looking forward to a demonstration on fish cleaning by Mason Kamita. If it is like the demos in previous years, it will make a lasting impression on the students.

Many thanks to all the volunteers (board members, parents, and students) who help make this program the great program that it is.

Kirin Class – Tanaka Sensei



It is amazing what we have accomplished in five short days. Our guiding theme for this grade level is the Japanese value of “*gaman*”, or perseverance. While studying how the Japanese and Japanese-Americans tapped into this value to survive and overcome the atrocity of internment during World War II, the Kirin class has also found ways to apply *gaman* in daily life. We began our week designing *zabuton* (cushions), stuffing and sewing them closed, then sewing tassels to the four corners as a finishing touch. You can probably imagine the *gaman* it took for each student to accomplish this major project- especially when the majority of the class had no experience sewing with a needle and thread!

In our study about relocation and internment, the students were asked to describe their personal Japanese ancestry and share any knowledge about their own family’s internment experience. On Wednesday, we welcomed guest speaker Mrs. Alice Hikido, who shared her invaluable first-hand experience of being sent to Minidoka camp in Idaho as a 9 year old. It was particularly poignant for the students to learn that Mrs. Hikido was about the same age as they are now when this happened to her.

On Thursday, Mr. Richard Otsuji and members of the San Jose Betsuin Bonsai Club shared their expertise in shaping and pruning bonsai trees. Each student was able to wire, shape, trim, and repot his/her own bonsai to take home at the end of the session.

We closed our first week with a walking tour of San Jose Japantown, led by Aggie Idemoto and Mimi Suga from the Japanese American Museum of San Jose. One of the first things the students noticed on the corner of 5th and Jackson Street was the Wall of Values with “*gaman*” carved in bold letters! We also dropped into San Jose Tofu to see how tofu is made from soybeans, Shu-ei Do manju shop for some handmade treats, and Nichibei Bussan to learn more about Japanese items. Some students commented that although they had been to Japantown countless times before, they weren’t aware of the rich history behind the area.


Next week we will continue our study on relocation, internment, and the Buddhist observance of *Obon*, the commemoration honoring one’s ancestors. Thanks again for all your help to make this program a success!



Tora Class – Tamekuni Sensei

Week 1 has come and gone, and so far it has been a great session. Our class has studied the Japanese tea ceremony and the many peripherals used in creating its peaceful atmosphere. Projects have reflected this topic, from creating our own chawans (tea cups) to painting watercolor scenes of nature. On Thursday we had our field trip to Hakone Gardens in Saratoga. Our class was able to observe the 4 gardens, watch tea being prepared (and bravely sampled it!), after which both parents and students had the opportunity to try on traditional Japanese clothing. Thank you to the all parents who able to chaperone and drive the class.

Next week we will start our unit on Oshogatsu (Japanese New Year). In addition to creating traditional crafts and games, we will also discuss what Japanese traditions have traveled to America, and how Japanese American's have made them their own. We also will be preparing our play for the Open House at the end of the week. We will be presenting the story, "The Spider Weaver." Please be on the lookout for email requests for materials for costumes and the set. Again, a big thank you to all the parents for their help in and out of the classroom. Week 1 has been very successful, and I look forward to finishing up next week.



Ryu Class - Hara Sensei

“**Ryu**” or “**Tatsu**” is a legendary creature from Japan. Japanese dragons are large, serpent-like being, wingless and are associated with water, clouds or the heavens. You may have seen one in “Spirited Away”; the River Ryu that lost its name.

Our group of Ryu created their own version. We are a unique group of Ryu, each has his/her own personality, strength and weakness. The importance of this class is to have a feeling of togetherness, or “WA”. We are only together for just 10 days but we can

create “Wa” if we work together. Our Ryu is coming along and you may see our “Ki” (spirit) in our little performance on Monday morning (6/23).

In Ryu class, we begin to study in depth the culture and people of Japan. So far, we have recreated the map of Japan, studied geographical characteristics, reviewed the Confucianism that underlines the basic code of Samurai still embedded in Japanese culture. We have learned about the Japanese Proverbs and we even drew cartoon comic strips using these Proverbs.

Also, we were very fortunate to have Mr. David Shen, as our guest speaker who taught us some good techniques of drawing face and figure. It is a good skill so please practice at home. “Practice makes perfect”. We also had a good discussion on some topics occurring at middle school. “Being popular vs. Doing the right thing”, etc.


We went to the Asian Art Museum on Thursday. Though we had a little rough start, we got there on time and the weather was beautiful. We had a good tour of the museum and we briefly studied the beautiful and colorful artifacts of Japanese history. Every first Monday of the month is free so please visit the museum sometime. Your kids can be the tour guides.

Link to the Asian Art museum: <http://www.asianart.org/>

Thank you to parents for finding the Mon of your family. I hope that would give kids some opportunity to talk with their grandparents or relatives about their family history. Kids have created their own Mon with its special meaning and name.

We will be making Bunraku doll next week. Zou’s junior senpai (former Ryu students) generously made an example so they will be teaching how to make a head. We will be spending some time on Bunraku dolls and why we are doing this. Next Friday, Mrs. Nakamura kindly offered Ryu students for a special Sushi class. Ryu students and I am already looking forward to that.

Many thank you to Mr. Oshiro, Mr. and Mrs. Wieneke, Mrs. Inouye, Mrs. Ariyama, Mrs. Kikuchi, Mrs. Fujii, and Mrs. Tahara for their time in volunteering in the class or field trip. Many, many, thanks to my wonderful Senpai Kendall, You are great!



Tsuru Class – Kikuchi Sensei

Everyday, is very meaningful for me at Nakayoshi Gakko. The students and I are learning a lot of things: not only academic, but also ways of how our hearts are together.

"Who am I" is a starter. The students thought of what was important to their lives and chose five of them. And what it would be like to lose them? (that happened to many Japanese Americans who were sent to Internment camps in WWII).

Next the students reviewed a timeline and looked at the detailed parts. The first week we learned the about things from the Pearl Harbor attack to the internment camps.

Two wonderful speakers came to our class; Mr. Hikido shared his experience of the 442nd regiment combat team. Ms. Linda Baxley talked about Civil Rights.

The students are working on two presentations, a book report and an oral history. They learned how to do an interview.

Kabuki is one of the main topics in the Tsuru class. The students watched a Kabuki movie and learned its characteristics. One of which is "Kumadori", Kabuki face painting. They drew Sumi-E and made a mask of Kumadori. Next week they will start practicing their own Kabuki play.

Thanks class parents and senpai, you all help me a lot and respect the way I teach. Thanks colleagues, I am very comfortable working with all of you. Lastly, thanks to everyone at Nakayoshi Gakko.

Specialty Classes



Soroban Class – Tanaka Sensei

This is my second consecutive year teaching soroban at Nakayoshi Gakko, and I'm pleased to see how much the returning students have remembered from last year! The new students have equally impressed me with their ability to pick up on the skills. If anything, I hope all students can recognize that the soroban can be more than just a child's toy, or that "dusty thing with the beads that only grandma knows how to use".

For young students, the soroban is an excellent tool for understanding basic number concepts and place value. It also develops focus and concentration. You would be surprised to see the students- even Panda students on their first day- calculating long problems with speed and accuracy.

This year the Zou, Kirin, and Tora classes are being challenged with new concepts of carrying and borrowing on the soroban. We will also practice mental calculation (*anzan*), the method of visualizing the soroban beads moving instead of physically manipulating the beads. This method is an incredible way of exercising the right and left brain hemispheres simultaneously.

It can be difficult to step out of a comfort zone and try a different method of calculation, so I appreciate the students' efforts to keep an open mind and try the soroban way. Gambatte!



Cooking Class –Nakamura Sensei

"Cooking with Cathy"

This week we had fun making *kobumaki* (pork wrapped in seaweed), *chirashi koi* (fish-shaped sweet vinegar rice), *gyoza* (pork dumplings), *kare* (curry), and chicken *teriyaki* with *onigiri* (rice balls). The students love to roll *sushi*, make *su* (rice vinegar flavoring), chop vegetables, wash rice, measure ingredients, skewer meat and fold wrappers. Its a completely "hands-on" experience!

Thanks to the sempai, staff and parents for washing the dishes. Next week we will be making *futabukuro* (money bags), *taiyaki* (fish shaped pastry), *chichi dango* (sweet rice dessert), and *mazegohan* (rice with fish and vegetables).

The Ryu and Tsuru classes will be making *kazarimaki* (decorative sushi) that will look like a car. I plan lessons so children will not have any repeats in 8 years. Keep on cooking!



Aikido Class - O'Quin Sensei

Below is the summary of Aikido class material covered to date, as well as what we expecting to cover next week.

To date, we have covered:

Basic sit-falls and forward rolls
Advanced "flying" fall

3 basic techniques
wrist-twist take-down, body-throw to the rear, body-throw to the front



Taiko Class - Zimmermann Sensei

I hope your child is having as much fun learning to play taiko as I am teaching! Both the Ryu and the Tsuru classes have been hard at work learning the basics of taiko and have surprised me at how quickly they have picked up this art form. This week we have been working on basic form on beta (down-stand) style and began to learn naname (slant-stand) style. We have also learned two songs, Renshu and Matsuri. Each morning we begin with a brief session of meditation in order to clear our minds and focus on the endeavor ahead. We then warm-up and practice different aspects of playing through various drills, followed by song work.

Next week, the Tsuru class will be working on an original composition that will be performed at Friday's Open House. The Ryu class will be continuing to work on form and the naname style of playing as well as other fun drills and songs.

I'm sure you have noticed the addition of a shoyu bucket drum to your household. I hope your child has been practicing the new taiko techniques and form they have learned in class (but not when someone is asleep in the house). If you are interested in the origins of taiko or have any questions about why your child is making so much noise, please take a look at www.taiko.com. This website contains many great taiko resources as well as an overview of the history of taiko. I look forward to meeting you all at Open House!



Odori Class - Nishino Sensei

This year we will learn two dances, during the first week, we will learn "Tankoubushi" and the second week we will learn "Tokyo ondo". Both are very famous dances in Japan.



Origami Class - Yamaguchi Sensei

It is nice to see the enthusiastic small eyes back to the Origami class again! Children need a lot of help in origami. Senpais and in-class parents, THANK YOU so much for the great help. We cannot survive without you.

Our first project was portfolio folders to keep the artwork in. Panda and Saru class used one big sheet of paper, which was not easy but they made it!
Other classes made envelope style folders by assembling 2 big sheets of paper. All children made really neat portfolios. I was impressed.

The first artwork that went into the folder for Panda and Saru was a paper napkin cat with candy eyes. I wish children try this cute origami for their next party occasion.

Kuma, Zou, Kirin and Tora class made a box with a reversible paper. To get to know this traditional Tsunobako (a box with pointy triangle horns) will expand their origami world. It is simple, but has a lot of technique needed for origami in general.

The next project is based on the Japanese folk tale "Urashima Taro". It will enrich Zou class students, for sure. We will make a turtle, a crab, fish and other sea creatures with origami. And ... surprise! We will make a mobile. I hope this will be a nice summer ornament in your house.

The last project will be easy origami toys! Fu-, Fu-, Fu-, blow, blow, blow. As time allows, I want to introduce the toys as much as possible.

I will give the instruction sheets on the last day for those who want to try again at home. Please enjoy origami with your children!



Sumi-E Class - Wada Sensei

Our first week is spent learning and developing basic brush use, how to hold a brush, respect and tool etiquette, how to load a brush with ink, stroke techniques and cleaning the brush when done painting.

Once the students understood those basic lessons, they were ready to move onto their paintings. Depending on the class, students learned how to paint different items.

We will continue to practice the basics as we move onto more complex subject matter.

Thanks to all the student and parent volunteers who are helping during the class.

I hope your children learn to love art and keep painting beautiful pieces.

日本語 Japanese Class – Tahara Sensei

We are off to a good start. We started with our greeting, and then have been learning hiragana and katakana (two phonic alphabets), kanji (Chinese character), colors, numbers and basic sentences. Japanese is a difficult language to learn, so students with more experience with the language have been helping others keep up.

Like learning the English alphabet, students learn the order and shape of the hiragana and katakana alphabets. Holding up flash cards in their correct order has been very good for them as they become more familiar with both the order and letterforms. We had a lot of fun!! We will continue to work on this in the 2nd week.

Many thanks to the parent volunteers and the senpai!!



Music Class – Sakaguchi Sensei

In the afternoon, each class is learning new songs for the Open House as well as singing and dancing to songs introduced in the past. It's wonderful when the kids remember songs taught previously, this way I know there's a love of the song and music that has touched their hearts.

Please play your music CD and ask your child to sing their class songs for you. It is a great way to have them practice their song before the Open House.

We look forward to performing these classic children's songs for you at Open House.

General Announcements

Important Dates:

- 6/23: Tsuru Field Trip to Angel Island
We will be leaving NG at 8:15am and arriving back at NG at 4:30pm
Please make sure to turn in Permission slips.
- 6/24: Armadillo Willy's will donate 20% of the proceeds it receives from Nakayoshi Gakko families on this date. Both the Mountain View and Sunnyvale locations will be participating in this fundraiser event.
- 6/26: Heritage Source Book Fair from 3:00pm to 4:30pm (a portion of the proceeds will be donated to NG)
- 6/27: Heritage Source Book Fair from 3:00pm to 8:00 pm
- 6/27: Last day of School: Open House is from 5:00pm to 8:00pm.
Obento dinner starts at 5:30pm, the musical performance will follow.
- 6/28: Maintenance II is from 9:00am to 12:00pm, please make sure to attend if you are assigned to this group.
- 7/19 - 7/20: Mountain View Buddhist Temple Bazaar and Obon Festival
Please make sure to sign-up for your Obon shift.

A few reminders:

- 1.) ***Please wear your blue NG t-shirts to Open House***
- 2.) **Reminder to parents working in the classrooms:** please keep in mind that in the afternoons, you are the adult supervisor in charge of the children as they move from one specialty class to another and during demonstrations. If you are the parent helper assigned to the classroom for the day, please keep in mind that your day goes all of the way through to 4:00pm and that the senpai need your assistance in making sure that the children are accounted for and checked out by appropriate parents and guardians at the end of the day. Thank you for ensuring the safety of our children and that they are properly supervised at all times!
- 3.) **Reminder to photographers:** Thank you to all of the parents taking photos in the classrooms. Please remember that sometimes the presence of a camera can be distracting to the children, so please try to be as unobtrusive as possible (candids only, no posed shots) when the teachers are instructing or presenters are giving demonstrations.
- 4.) Old newspaper is needed for all classes for projects coming up, please bring to the office and it will get distributed.
- 5.) Board members needed, please stop by the office and speak with one of our Board members.

6.) Flowers for Ikebana

Students of **Panda, Saru, Kuma, Zou, Kirin and Tora** classes, please bring the following:

- About 8 stems of cut flowers with greenery (do not pull off leaves).

Types of flowers: Suggestions only

Gladiolus, Dalia, Hydrangeas, Geranium, Mums, Lily, Calla lily, Sunflower, Clematis, Iris, Roses, etc.

Greenery or (branches):

Magnolia, Maples, Fern, Lilac, Pine, Grass, etc.

- Can bring flowers from home. Students will cut to desired length during ikebana class.

• Small pruning shears, if you have some at home, labeled with your name.

- Bring to school Thurs., June 26.

7.) Lost and Found Box is in the office

Aikido Special Offer:

Michael O'Quin from Aikido Silicon Valley will be giving out information to all NG students interesting in visiting Aikido Silicon Valley and on classes that are being offered at his dojo. More information to follow this week.

Special Thank You to:



Arts Council Silicon Valley for their grant to Nakayoshi Gakko

2008 Board of Directors

Lisa Carlson, Alicia Gans, Hanako Lodder, Linda Nishimoto, Linda Baxley, Hiroko Odaka, Therese Sugiura, Sharon Tsukahara, Debbie Ho, Bob Matsumoto, Kayoko Takeuchi, Charlene Temple