

# A WEEK IN REVIEW

## 2009



Nakayoshi Office Phone #  
650-279-5167  
Active: Mon, June 22nd -Friday,  
July 3rd  
Office Hours:  
8 am to 6 pm

## A Message from the Principal

Dear Parents,

What a great first week at Nakayoshi Gakko! As I walk around, I see and hear lots of great things happening. In the morning, all grades gather for Taiso exercises. Then, the Ryu and Tsuru classes are off to learn Taiko, followed by lessons and special activities (cooking and sumi-e) in their classrooms. All other classes are busy learning about Japanese and Japanese-American culture and working on a wide variety of projects, from growing rice (the Panda class) to making a bento box for the rice (the Tora class). During the afternoon, the students rotate through a variety of specialty classes, including origami, music, and cooking (sushi, gyoza and other yummy dishes). A special daily demonstration ends a very busy day!

Many thanks to all the volunteers who have helped with the preparation of a myriad of projects to get the classes up and running. Also a big thanks to the classroom volunteers who have helped with driving, in-class projects and more. You all help to make Nakayoshi Gakko a great experience for the children!

Sincerely,  
Marian Endo  
Principal, Nakayoshi Gakko 2009



### Panda Class – Jung Sensei

It has been a great week in the Panda Class! All the students are enjoying their first time at Nakayoshi Gakko. They are having fun making new friends and learning about the Japanese culture and language.

We start each morning doing taiso. The whole school gathers in the gym to do our morning exercise. The Panda Class has done a great job learning taiso! We even won the gold star this week! When we are done with taiso, it is time for language class with

Tahara Sensei. The students have learned many phrases and vocabulary words in Japanese. We are doing our best to practice our Japanese when we can.

As our morning continues, we do a variety of projects centered around the Panda class themes. This week, we focused on "All About Me", family, respect for elders, and rice. The students have been taking turns sharing about themselves and their families. We have also been learning about rice. The students planted rice seeds and learned how rice grows. We figured out that rice could be used for many things, such as eating, making instruments, and even art.

In the afternoon, the students get to enjoy all the specialty classes and demonstrations. It is a fun filled day! Thank you to all the parents who helped each day!

Next week the Panda Class will be talking about Boy's Day, Girl's Day and traditional games that Japanese children play. See you at Open House!



### **Saru Class – Ogi Sensei**

This year's Saru class has had a great first week. With the help of our Sempai Katie and the many parent volunteers, we have been able to complete many projects. We have been learning a lot about Japanese history by making the Japan flag and coloring and labeling the country. We have also made a number of projects used in *matsuri* for festivals, like the den-den drums and *matoi*. Sensei Moschel Kadokura also came in to demonstrate

*yukata* dressing. Makena and Kelly were chosen to be dressed.

In addition, our class has been talking about family and the importance of the *mon*, or family crest. We will continue to talk about this the last week. We will continue to do projects with the festival theme in mind by making *hachimaki*'s and the *omikoshi*. We also will be creating different games or items you might see at a *matsuri*.

I know this last week will be jam packed with things and I look forward to meeting and seeing many of you at Open House.



### **Kuma Class – Endo Sensei**


This has been an exciting week for the Kuma class! We have had a lot of fun getting to know each other and about Japanese culture. It has been great for both returning and new students to go deeper into language lessons and the afternoon specialty classes.

During the past week, we have been focusing on the moon festival, Tsukimi. This is the time of quiet reflection of the moon's beauty and is celebrated in the fall. In relation to our "celestial" studies, we have also talked about Kaguyahime, the moon princess found in a stalk of bamboo, and the rabbit in the moon. We discussed what might be found in a traditional Japanese house and the importance of cleanliness of both mind and physical surroundings. Bamboo plays a large part in daily lives, and we learned about many ways it is used.

Next week, we hope to earn the coveted gold star for showing spirit during our morning exercises. On Monday we will be going on a field trip to Marukai, a Japanese supermarket, to learn about how a Japanese business is run. We will also be completing a scavenger hunt for

items related to the Kuma curriculum! During our morning class time, we will be delving into Tanabata, the star festival, as well as learning more about Japanese homes.

Thank you to all the parent volunteers and sempai who helped the Kuma class; we anticipate a lot of fun and learning in the coming week!



### **Zou Class – Ikenaga-Clymer Sensei**

The Zou class has been busy this week starting many projects, but we have yet to finish one of them! We have started the washi box, lacquer plate, hagoita boards, lion/dragon puppet, gyotaku print, name kanji, and zou kanji. Many of the projects involve drying time between steps as well as multiple steps to finish them.

The class had a demonstration on fish cleaning by Norman Tanaka. It was not like the fish mom gets from the market that is all clean and fresh. We had scales flying all over the place! Students were very curious and got to touch the fish's eyes, tongue and teeth. Some of the students did not have the stomach for this demo and just had to look away. At least it happened right after morning recess. I am sure it made lasting memories on the students.

Next week we plan to finish all of our projects we started this week and do a few more. We have not been able to win the class star and are currently working on it. We are looking forward to a field trip to Sushi Tomi in Mountain View for a class in sushi making.

Many thanks to all the volunteers (board members, parents, and students) who help make this program the great program that it is. Arigato

### **Kirin Class – Fujikawa Sensei**



The first week has gotten off to a great start! The week just flew by, the Kirin class has been learning a lot. A theme in the Kirin class is the value of “gaman” or perseverance. It became very apparent that the Japanese and Japanese-Americans who survived the internment during WWII are a model of perseverance. We were able to get a general feel of what it was like for our ancestors who experienced the atrocities of relocation and internment, and learn more about how they were able to overcome it.

We also learned a little about the history of Buddhism in Japan, and are currently working on our own Darumas. These Daruma Okiagaris are another reminder of *gaman*...even if life gets hard, even if you get knocked down, you can stand up again and persevere.

Next week, we will start off by going on a field trip to San Jose Japantown on Monday, then welcoming guest speakers Amy Imai and Toshiko Kawamoto to share about their Internment experience on Tuesday. Thank you to all the parents and sempai who have helped our class and we look forward to another amazing week!



## **Tora Class – Tamekuni Sensei**

Well, we're halfway done, and it looks like another great summer at Nakayoshi. We had our field trip on Thursday to Hakone Gardens, and the class did a great job representing the school. Everyone tried the green tea and this year the staff set up a Tanabata display for us. On Friday, Mr. Go Sasaki and his son came in to teach our class the game of Go.

During this coming week we will be working on our play, and also doing some of the new projects focusing on the four seasons. Extra big thanks to all the parents who have come in to help out, and to our Sempai Nicole. If any questions or concerns come to mind, please send them my way. See you all next week.



## **Ryu Class - Hara Sensei**

“Ryu” or “Tatsu” is a legendary creature from Japan. Japanese dragons are large, serpent-like being, wingless and are associated with water, clouds or the heavens. You may have seen one in “Spirited Away”; the River Ryu that lost its name.

Again this year, we have an awesome group of little dragons. For the first time, we got the Star in the first week! The importance of this class is to have a feeling of togetherness, or “WA”. We are only together for just 10 days but we can create “Wa” if we work together and we showed our “Ki” (spirit) in the morning assembly.

In Ryu class, we begin to study in depth the culture and people of Japan. So far, we have recreated the map of Japan, studied geographical characteristics, reviewed the Confucianism that underlines the basic code of Samurai still embedded in Japanese culture. We have learned about the Japanese Proverbs and we even drew cartoon comic strips using these Proverbs.

We were very fortunate to have Mrs. Temple, our specialty teacher who taught us how to make a Kumihimo. Students are making it during the free time and they look great. Also, we had Mr. Palmer, as our guest speaker who taught us some good techniques of drawing anime face. He had given extended time to teach us and he also talked about his work with the movie “Bolt”.


For the first time, Ryu class had cooking class for 5 days! Many thanks to our cooking teacher, Mrs. Nishimoto and cooking sempais for all their work. We had a wonderful time. Gochiso sama deshita! We will pass out the recipe next week.

We will have another busy week next week. We will be going to the Asian Art Museum on Wednesday. Fortunately, they are having a special exhibit on Samurai, which is a perfect theme for Ryu. We hope we will learn many new things. Every first Monday of the month is free so please visit the museum sometime. Your kids can be your tour guides.

Thank you for all the parent volunteers. I do have homework for you (**parent**). Please find your family crest with your child. If you have any story behind it, please let your child know so he/she can share with the class. If you do not have one or do not know, that is all right too. Kids will create their own Mon with its special meaning and name.

Last but not least, many thanks to my wonderful Sempai, Doug! Ganbare!

Link to the Asian Art museum: <http://www.asianart.org/>



## **Tsuru Class – Kikuchi Sensei**

It has been a productive week in the Tsuru class! This year there are 15 students, 10 girls and 5 boys; more than last year. All the students have been very respectful during class. For example, they stop their chatting and come into the class room quietly after each break. The students start a day with Taiso and singing. On Thursday, the Tsuru class received the Gold Star. After Taiso the students practiced Taiko. They perform what they have learned at Taiko at the Open House! One of the major themes of the Tsuru class is “Internment Camps”. As an introduction, the students made a poster, on which they drew 4 important things. “What can we bring to the Camp”.

We read about the gentlemen’s agreement, picture bride, internment camps and the 442<sup>nd</sup> regimental combat team. As a book sharing, each student chose a book and made an oral presentation in class. Furthermore, two speakers came and made their understanding deeper, Mr. Sakai shared his experience of the 442<sup>nd</sup> team and Mr. Konda talked about redress.

On Wednesday, we had a field trip to Angel Island, where we saw a real poem on the wall made by Chinese detainees.

The Origami, Sumi-E and Animation teacher came to our class and gave a wonderful lesson on each of these topics. The students enjoyed these a lot.

Kabuki is another big theme of the Tsuru class. The students watched a Kabuki movie and learned its characteristics. They have been practicing a Kabuki play, and will present it next Thursday.


We have started our pencil stand with Washi paper. We still need a few of the students to bring a half gallon milk or juice containers to class.

Next week we have cooking! In addition, the students will study more about the internment camps and the “Loyalty” question. Jimi and Eiko Yamaichi will come and talk about their experience in the Internment Camps.

Thank you very much to the classroom parents and Sempai. You all made it easy for me and respect the way I teach. Arigato Gozaimasu.

## **Specialty Classes**

### **Soroban Class – Kasuya Sensei**



Students have actively studied Soroban for the first week. They seem to be interested in it. I am glad to be given an opportunity to meet children at Nakayoshi Gakko. At the very last moment, I jumped into this program as an instructor of Soroban. I have worked as a Japanese language instructor for 11 years. It is nice to see more people pay attention to Japanese and Asian culture here. I hope that everyone has a good time at Soroban classes during the second week.

I learned Soroban at Soroban-juku (a small, private school for Soroban) in Japan in my childhood.

Students were required Seiza (sitting on knees) and Tadashii-shisei (right posture: holding back straight and keeping space of a fist between desk and belly). Sensei said that these created Shuchuryoku (concentrating one's power on an object) and Shuchuryoku created speed and accuracy.

My Soroban-juku had old Tatami floor and old, low, long, and narrow desks in an old house with old Kawara-yane, no air-conditioning or fans. In such a bad environment, students studied and achieved high scores. Shuchuryoku might make them possible.



## Cooking Class –Nakamura Sensei

Panda, Saru, Kuma, Zou, Kirin and Tora Classes

We had fun this week making *gyoza* (steamed meat dumplings), *koi* (colorful good luck fish) cookies, California roll (inside-out *sushi* with crab and avocado), *inarizushi* (fried *tofu* stuffed with vinegar rice), and *somen* (thin noodles in cold fish soup). The students love to crack and beat eggs, sift flour, fold dough, make sauces, stuff pouches and get into the mess of cooking.

Thanks to the sempai for washing the tons of dishes we use. Next week we will continue learning the Japanese names for ingredients and dishes and how to make them. I plan classes so a child will have “no repeats” in eight years. Next week we will make *yakisoba* (stir fried noodles and vegetables), Spam *musubi* (meat and rice snack), *yakimanju* (sweet bean pastry) and *o-bento* boxes for Kirin and Tora classes.



## Cooking Class –Nishimoto Sensei

Ryu and Tsuru Classes

For the first week of Nakayoshi Gakko, the Ryu class chefs had fun making seasoned vegetables and salmon steamed in individual foil packets with onigiri, okonomiyaki pancakes over soba noodles, over 14 differently decorated dragon roll sushi, an appetizer called Buta no Hikiniku no Mochigomemushi (pork balls rolled in sweet rice) with various garnishes, and finally beautiful plum crest sushi.

Next week the Tsuru class will put on their chef hats and try their hand at these same dishes. Students will be getting their recipes at the end of each week of cooking.



## Taiko Class - Uyechi Sensei

With the gracious help of John Arima, the Ryu and Tsuru classes learned some taiko basics this week. Both classes sanded their own bachi; the Ryu also made gomikan okedo with shoyu barrels and clear plastic tape. Both groups came to classes ready to learn, and by this morning the Ryu walked away singing “Renshu Taiko”, and the Tsuru left with “Renshu Taiko” and 2 lines of “Matsuri Taiko” under their belts. The students are also well on their way to learning taiko basics (ask them about kiai, kuchishoka, and the “5 respects”!), history and etiquette.

Next week, both groups will leave Nakayoshi Gakko knowing “Renshu Taiko” and Matsuri Taiko”, two pieces that are core North American Taiko repertoire. En route to the end of the week, the Ryu will prepare the opening piece for the Open House, and the Tsuru will prepare the closing piece. North American taiko is, after all, a performance art form.



### **Odori Class - Nishino Sensei**

This year we will learn two dances, during the first week, we will learn "Tankoubushi" and the second week we will learn "Tokyo Ondo". Both are very famous dances in Japan.



### **Origami Class - Yamaguchi Sensei**

Thanks to the helping hands of the parents and Sempais, Origami class made a great start with making a folder with the class character as usual. And every class (except Ryu: Ryu class, I will meet you guys next week!) learned how to make the crane! Those who are already familiar with the crane received challenging crane variations, like a red and white crane from one sheet of paper, or a crane box. Some kids amazed me with their original cranes! This summer, over 10 kinds of cranes are ready to be introduced over the grades, in response to Nakayoshi's 10<sup>th</sup> year anniversary project of 1000 cranes. For Panda to Tora, the theme folk tale this year is “Sho Jo Ji no Tanuki Bayashi (Belly Drum of Tanuki Raccoons at Sho Jo Ji Temple)”. We will make a picture frame of the story. If the time allows, more crane toys will be on the list. Second week is full of fun like the first week. Enjoy!



## **Sumi-E Class - Wada Sensei**

Our first week is spent learning and developing basic brush use, how to hold a brush, respect and tool etiquette, how to load a brush with ink, stroke techniques and cleaning the brush when done painting.

Once the students understood those basic lessons, they were ready to move onto their paintings. Depending on the class, students learned how to paint different items.

We will continue to practice the basics as we move onto more complex subject matter.

Thanks to all the student and parent volunteers who are helping during the class.

I hope your children learn to love art and keep painting beautiful pieces.

## **日本語 Japanese Class – Tahara Sensei**

It's that time of year again! I'm so glad to greet children with a smile. We are learning a wide variety of things from basic knowledge of Japanese to something about daily life in Japan. This year, I renewed some contents of learning along the curriculum that each class has, and especially, common phrases for conversation may be fresh and new to the children. They are working very positively even though the exercise is very difficult. In addition, I appreciate the sempai's cooperation. I hope everyone will learn as much as they can at the second week, too.



## **Music Class – Sakaguchi Sensei**

So far so good! We're having lots of fun learning new songs for the Open House, as well as, singing and dancing to favorites introduced last year. It's wonderful when kids remember songs taught from last year. When that happens, I know there's a love of song and music that had touched their hearts.

Open House selections:

Panda will perform "Kintare"

Saru will perform "Zui Zui Zukkorobashi"

Kuma will perform "Yamaderano Oshosan"

Zou will perform "Nonisaku Hanano Yoni"

Please play your music CD's and ask your children to sing their class songs for you. It's a great way for them to practice their songs before Open House.

We look forward to performing these classic children's songs for you.

## **General Announcements**

### Important Dates:

- 6/29: Kirin Field Trip to San Jose Japantown, Leaving at 9:30am, returning at 12:00pm  
Please make sure to turn in your permission slips.  
Kuma Field Trip to Marukai Store. Leaving at 11:10am, returning at 12:10pm  
Please make sure to turn in your permission slips.
- 6/30: Zou Field Trip to Sushi Tomi, Leaving at 9:15am, returning at 10:45am  
Please make sure to turn in your permission slips.
- 6/30: Armadillo Willy's of Los Altos will donate 20% of the proceeds it receives from Nakayoshi Gakko families on this date from 5pm to 9pm.  
The location is at 1031 San Antonio Road, Ph# (650) 941-2922
- 7/1: Ryu Field Trip to Asian Art Museum, leaving at 8:45am, returning at 2:00pm  
Please make sure to turn in your permission slips.
- 7/2: Panda Field Trip to Yu Ai Kai - Leave at 10:10am, returning at 11:30am  
Please make sure to turn in your permission slips.
- 7/2: Heritage Source Book Fair from 3:30pm to 4:30pm (a portion of the proceeds will be donated to NG)
- 7/3: Heritage Source Book Fair: all day
- 7/3: Last day of School: Open House is from 5:00pm to 8:30pm.  
Obento dinner starts at 5:30pm. Program begins at 6:30pm.
- 7/4: Maintenance II is from 9:00am to 12:00pm, please make sure to attend if you are assigned to this group.
- 7/18 - 7/19: Mountain View Buddhist Temple Bazaar and Obon Festival  
Please make sure to sign-up for your Obon shift.

### A few reminders:

- 1.) **Please wear your white NG t-shirts to all field trips and Open House**
- 2.) Please remind your children that using **cell phones and electronic devices is prohibited during school hours**. The phone in the NG office is available to the children for emergency use.
- 3.) **Reminder to parents working in the classrooms:** please keep in mind that in the afternoons, you are the adult supervisor in charge of the children as they move from one

specialty class to another and during demonstrations. If you are the parent helper assigned to the classroom for the day, please remember that your day ends at 4:00pm. The sempai need your assistance in making sure that the children are accounted for and checked out by their parents and guardians at the end of the day. Thank you for ensuring the safety of our children and that they are properly supervised at all times!

- 4.) **Reminder to photographers:** Thank you to all of the parents taking photos in the classrooms. Please remember that sometimes the presence of a camera can be distracting to the children, so please try to be as unobtrusive as possible (candid only, no posed shots) when the teachers are instructing or presenters are giving demonstrations.
- 5.) Old newspaper is needed for all classes for projects. Please bring newspaper to the Arts & Crafts room.
- 6.) Board members for next year are needed, so please stop by the office and speak with one of our Board members for more information.
- 7.) Flowers for Ikebana  
Students of **ALL** classes, please bring the following:
  - About 8 - 12 cut flowers with greenery (do not pull off leaves).Types of flowers: Suggestions only  
Astemeria, Aster, Calla Lilies, Carnation, Chrysanthemum, Crocosmia, Dahlia, Geranium, Garbela, Hydrangea, Iris, Lisianthus, Rose, Liatris, etc.  
  
Greenery or (branches):  
Magnolia, Maples, Fern, Lilac, Pine, Grass, etc.
  - Cut flowers stems and greenery as long as possible if bringing flowers from home  
Students will cut to desired length as arrangements are made during ikebana class.
  - If available, bring small pruning shears (please put name on shears)
  - Bring to school Wed., July 1<sup>st</sup>.
- 7.) Lost and Found Box is in the office

Special Thank You to:



**arts**council  
silicon valley

**Funded in part by a grant from Arts Council of Silicon Valley, in partnership with the County of Santa Clara, California Arts Council, and the National Endowment for the Arts.**

## **2009 Board of Directors**

Todd Hironaka, Hope Nakamura, Hanako Lodder, Kelly Tsudama, Gloria Yamauchi, Karen Tang, Therese Sugiura, Grace Doll, Debbie Ho, Joni Tsukimura, Bob Matsumoto, Kayoko Takeuchi, Lisa Cooper-Carlson

